

THE BEAUTY OF REAL WOOD.

THE ADVANTAGES OF A COMPOSITE.

Innovative Technologies.  
Superior Performance.



CompositWood® is a revolutionary material with optional real wood laminate that offers the weather-resistant, no-maintenance advantages of a composite.

The solid-core material is a blend of thermoplastic alloy resins that includes both PVC and acrylic-based polymers. This unique resin combination can't absorb moisture, so it provides a very stable material that's ideal in cold, high-heat and high-humidity climates.

### SUPERIOR TO WOOD

CompositWood® offers wood's beauty with these advantages:

- 63% better thermal value.
- Impervious to moisture and humidity.
- Rot-proof.
- Impervious to insects.
- Doesn't support fungal growth.
- Dent-resistant.
- Integral, durable SuperCapSR™ white exterior with superior durability to paint.
- Standard vinyl SuperCap® available in White/White & White/Pine
- Superior screw retention.
- Lifetime Warranty.

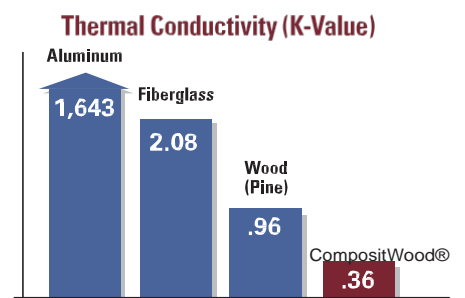
### SUPERIOR TO FIBERGLASS

CompositWood® offers these advantages over fiberglass:

- 78% better thermal value!
- Easier and more cost-efficient fabrication and installation; diamond-tipped blades are not required.
- Mortise & tenon sash joinery for better looking corners.
- Weldable, so no caulking required; results in less installation liability.
- Pre-finished SuperCap®; does not require painting.
- 100% recyclable.
- Bends easy into radius shapes.
- SuperCapSR™ with durability superior to paint.

### SUPERIOR THERMAL PERFORMANCE

CompositWood's solid core offers better thermal mass performance than any other window frame material.

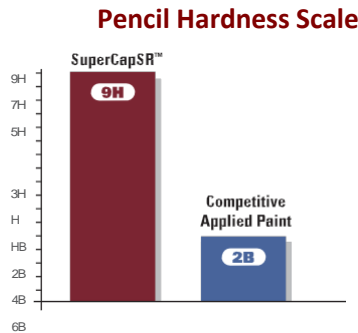


## SUPERCAP™ EXTERIOR COLOR TECHNOLOGY

Innovative patent-pending SuperCapSR™ is drawing upon military infrared heat-reflective technology. It reflects 76% of infrared light to reduce solar heat-gain and prevent heat-related profile distortion.

## SUPERIOR HARDNESS

The integral, fused color layer is 12x harder than competitive paints.



SuperCap® in White.



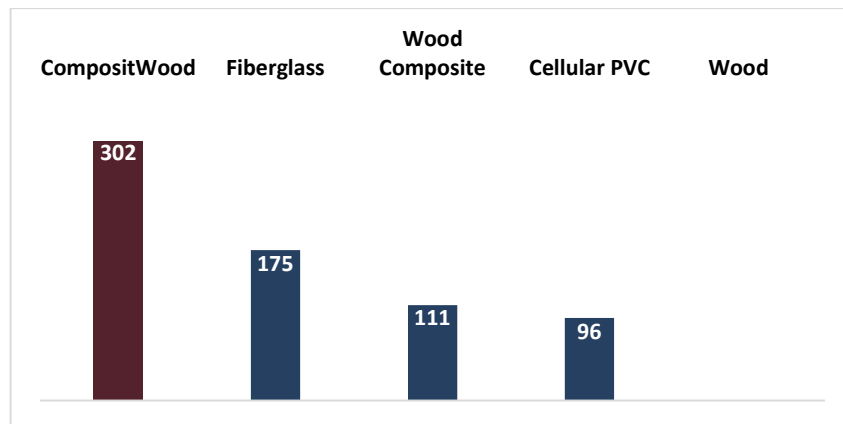
White

Paint: 14 Stock Colors & Custom Color Match available.

## SUPERIOR DENT RESISTANCE

CompositWood® with SuperCap® surface technology offers superior impact strength and dent resistance.

### Impact Strength (in-lb/in)



\*WOOD WAS TESTED BUT MATERIAL SPLIT APART UPON IMPACT

## REAL WOOD INTERIOR VENEERS

CompositWood® profiles are available in a real wood veneer to provide the beauty of wood with all the advantages of a composite.

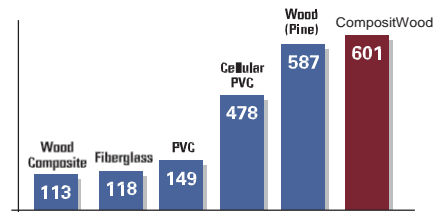


Eastern Pine

## SUPERIOR SCREW RETENTION

CompositWood® with SuperCap® provides superior screw retention (ASTM D1037).

### Screw Retention (lbs./in., face)



ASSUMES TYPICAL WALL THICKNESS FOR HOLLOW PROFILES AND SCREW DEPTH FOR SOLID PROFILES

## RESISTS WATER ABSORPTION AND SWELLING

Testing shows that CompositWood® absorbs 44x less water than wood, and 40% less than a leading wood composite (ASTM D570 methodology, materials submerged for a three-week period).

### Water Absorption

Frame Material	Absorption (% Mass)
CompositWood	2.1%
PVC Composites	2.4%
Wood (Pine)	93.2%
Wood Composite	3.5%

## STYLES & CONFIGURATIONS

All windows and door products are available with new construction frame depths (4-9/16"). Double Hung, Picture & Casement/Awning are available in 3-1/4" depth pocket frames for replacement applications. System Styles include:

- Casement & Awning Windows.
- Tilt Double Hung Windows.
- Direct Set Picture Windows.
- Flanker & Transom Picture Windows to match Casement & Double Hung frames.
- Horizontal Slider Windows.
- Bay & Bow Windows.
- Multi-Panel Glider & Swing Patio Doors
- Architectural Shapes.